

Dulux Aquanamel Low Gloss

AU_DD02415

| | |
|---------------|----------|
| Part A | 51K04912 |
|---------------|----------|

| |
|---|
| Description |
| Dulux Aquanamel® Low Gloss is a water based interior enamel that dries to a low gloss and hard wearing, chip resistant finish. Dulux Aquanamel Low Gloss has been designed to more closely match your low sheen or matt wall paint finish. Use Dulux Aquanamel Low Gloss to reduce the appearance of imperfections on your doors, windows & trim. |





| |
|--|
| Features |
| <ul style="list-style-type: none"> • Hard wearing low gloss finish • Water wash up • Smoothflow Formula |

| |
|--|
| Benefits |
| <ul style="list-style-type: none"> • Non yellowing finish • Low odour • Reduces the appearance of imperfections |

| |
|--------------------------------|
| Uses |
| Interior doors, windows & trim |

| |
|---|
| Precautions And Limitations |
| Darker colours will show more signs of marking and scuffing than lighter colours. If you are considering using a dark colour in a high traffic area, we recommend the use of a protective clear coat such as Intergrain UltraClear |
| All preparation and painting must conform to AS2311: The Painting of Buildings. Do not paint at temperatures below 10°C or when the temperature of surface may fall below 10°C during the drying period. Avoid exposure to steam and condensation for 48 hours after application. Although film is dry to touch in 30 minutes, allow 7 days for film to fully cure before cleaning. This can be performed with a cloth or soft brush, wet with detergent solution. Tinted colours: ensure that paint is thoroughly shaken and stirred, immediately after addition of tinter to can, and again before use. |

| | | | |
|--------------------------|---|-----------------|---|
| Performance Guide | | | |
| Weather | Good resistance to weathering, with low level of chalking, colour change and dirt pickup. | Salt | N/A |
| Heat Resistance | Softens and sticks to other painted surfaces at over 70°C. | Water | Suitable for use in wet areas. |
| Solvent | Sensitive to aromatic hydrocarbons and alcohols. | Abrasion | Marks and soiling easily removed. Excellent wet and dry burnish resistance. |
| Acid | N/A | Alkali | N/A |

| Typical Properties | | | | | | | | | | | | | | | | | | | | | | | | | | | |
|--|---|------------------------|--|-------------------------|----|--|--|--|------------|------------|--------------------|------------------------------------|----|----|----|------------------------------------|----|----|----|--------------------------|---------|------------|--|--|----|----|----|
| Gloss Level | 15-30 at 60° | Thinner | Water | | | | | | | | | | | | | | | | | | | | | | | | |
| Colour | Machine tinted to a wide range of colours from Vivid White base. | | | | | | | | | | | | | | | | | | | | | | | | | | |
| Dulux Colour Base | VIVID WHITE | | | | | | | | | | | | | | | | | | | | | | | | | | |
| Components | 1 | Number Of Coats | 2* | | | | | | | | | | | | | | | | | | | | | | | | |
| Toxicity | Lead free. Dry film is non-toxic. | V.O.C. Level | 55 g/l untinted | | | | | | | | | | | | | | | | | | | | | | | | |
| Meets GBCA VOC Requirement? | Yes. Total Volatile Organic Content (TVOC) values are calculated in accordance to the stated methodology within Green Star Technical Manuals. The TVOC content is theoretically calculated as the sum total of the known VOC values of the product's raw material components. These materials include the base paint plus additional low VOC tinter required for non-factory packaged colours. | Touch Dry | 30 minutes (at 25°C & 50% Relative Humidity) | | | | | | | | | | | | | | | | | | | | | | | | |
| Clean Up |  Water | | | | | | | | | | | | | | | | | | | | | | | | | | |
| Clean Up Description | Clean all equipment with water. | | | | | | | | | | | | | | | | | | | | | | | | | | |
| Application Method |    Air Spray Brush Roller | | | | | | | | | | | | | | | | | | | | | | | | | | |
| Application Conditions | <table border="0" style="width: 100%;"> <tr> <td style="text-align: right;">Solids By Volume</td> <td style="text-align: center;">37</td> <td></td> <td></td> </tr> <tr> <td></td> <td style="text-align: center;">Min</td> <td style="text-align: center;">Max</td> <td style="text-align: center;">Recommended</td> </tr> <tr> <td style="text-align: right;">Wet Film Per Coat (microns)</td> <td style="text-align: center;">67</td> <td style="text-align: center;">59</td> <td style="text-align: center;">63</td> </tr> <tr> <td style="text-align: right;">Dry Film Per Coat (microns)</td> <td style="text-align: center;">25</td> <td style="text-align: center;">22</td> <td style="text-align: center;">23</td> </tr> <tr> <td style="text-align: right;">Recoat Time (min)</td> <td style="text-align: center;">2 hours</td> <td style="text-align: center;">Indefinite</td> <td></td> </tr> <tr> <td style="text-align: right;">Theoretical Spread Rate (m²/L)</td> <td style="text-align: center;">15</td> <td style="text-align: center;">17</td> <td style="text-align: center;">16</td> </tr> </table> | | | Solids By Volume | 37 | | | | Min | Max | Recommended | Wet Film Per Coat (microns) | 67 | 59 | 63 | Dry Film Per Coat (microns) | 25 | 22 | 23 | Recoat Time (min) | 2 hours | Indefinite | | Theoretical Spread Rate (m²/L) | 15 | 17 | 16 |
| Solids By Volume | 37 | | | | | | | | | | | | | | | | | | | | | | | | | | |
| | Min | Max | Recommended | | | | | | | | | | | | | | | | | | | | | | | | |
| Wet Film Per Coat (microns) | 67 | 59 | 63 | | | | | | | | | | | | | | | | | | | | | | | | |
| Dry Film Per Coat (microns) | 25 | 22 | 23 | | | | | | | | | | | | | | | | | | | | | | | | |
| Recoat Time (min) | 2 hours | Indefinite | | | | | | | | | | | | | | | | | | | | | | | | | |
| Theoretical Spread Rate (m²/L) | 15 | 17 | 16 | | | | | | | | | | | | | | | | | | | | | | | | |

| Application Guide | |
|--|---|
| Surface Preparation | <ul style="list-style-type: none"> All surfaces must be thoroughly cleaned and free of all dirt, dust, grease, loose or flaking paint. Efflorescence or mould on application surfaces must be treated. Occasionally, an apparently sound old paint will lose adhesion when recoated. To avoid this, check the adhesion of the old paint by cutting an 'X' through a clean area of the film with a sharp blade, press cellulose tape firmly across the cut and rip it off. If the old paint comes off with the tape it should be removed before repainting. Flatten glossy surfaces by thoroughly sanding, then wipe clean with a damp cloth. Apply primer, sealer or undercoat as required. |
| Application Procedure And Equipment | <ul style="list-style-type: none"> Some colours may require more than the recommended number of coats to achieve full opacity. Brush - Dulux Professional brushes are recommended Rollers - Use short nap 5mm-9mm roller Stir contents thoroughly before and during use with a broad flat stirrer using an upward lifting action. Brush/Roller: Soak brush or roller in water before starting, and use while still slightly damp. Apply evenly, dividing area into patches of about 50-60 cm² area. Paint one patch at a time, working back into previously applied paint. Finally lay off each patch with light vertical strokes, again lapping lightly into previously painted patches. On wall areas use a 5-9mm nap synthetic roller to achieve the smoothest finish. Generally thinning is not recommended; however, under hot conditions, up to 50 ml/litre DULUX Hot Weather Thinner should be added to improve application performance. Airless/Conventional Spray: Suitable for application by conventional or airless spray equipment. Up to 100mL/L of water may be added for application by conventional spray, up to 30mL/L of water for airless spray, and up to 5mL/L for HVLP spray, to aid atomisation. Wagner recommendation: F230 Aircoat recommended. Tip: 211 for archs and trim, 411 for doors Pressure: 1100 PSI 1-1.5 at the bar at the gun Graco recommendation: Air Assisted Airless. Tip: 210 or 310 Pressure: 1100 PSI |

| Health And Safety | | | |
|---|--|---------------------------------|---|
| MSDS Number | DLX002955 | Using Safety Precautions | Keep out of reach of children. |
| MSDS Link | https://go.lupinsys.com/duluxgroup/harms/published_materials/3f6e2170d721447059a6ee30cc872870-published/attachments/4f9624160a1f9d84ba7295034e55d985.pdf | | |
| Health Effects | For detailed information refer to the product label and the current Material Safety Data Sheet available through Customer Service. Health Effects: Splashes to the eye may cause eye irritation. When spraying, inhalation of mists may produce respiratory irritation. | Personal | Avoid contact with skin and eyes or breathing vapour and spray mist (dust). Wash hands after use. |
| Protective Equipment | Wear eye protection and when spraying wear a dust mask. | Storage | Store away from direct sunlight. |
| Disposal | Do not contaminate storm water with paint or paint washings. Do not pour left over paint down the drain. Empty paint containers should be left open in a well ventilated area to dry out. When dry, recycle the container via recycling programs. Disposal of empty containers via domestic recycling programs may differ between local authorities. Check with your local council first. Alternatively, keep unwanted paint in sealed containers for disposal via special chemical waste collections. | Other | Do not reuse container unless thoroughly decontaminated. |
| In the case of emergency, please call 1800 033 111 | | | |

| Transport And Storage | | | |
|------------------------------|-----------|----------------------|---|
| Pack A | 51K-04912 | Shipment Name | Not dangerous goods. No special transport requirements. |
| Size | | Weight | |
| 10L | | 14.0 | |
| 4L | | 5.7 | |
| 2L | | 3.0 | |
| 1L | | 1.6 | |
| Flash Point | N/A | UN Number | N/A |
| Dangerous Goods Class | N/A | Package Group | N/A |

Disclaimer

Dulux, Selleys and Other marks followed by ® are registered trademarks. Marks followed by the symbol of ™ are trademarks.

The data provided within the Duspec system is correct at the time of publication, however it is the responsibility of those using this information to check that it is current prior to specifying or using any of these coating/product systems.
 DISCLAIMER: Any advice, recommendation, information, assistance or service provided by any of the divisions of DuluxGroup (Australia) Pty Ltd or its related entities (collectively, DuluxGroup) in relation to goods manufactured by it or their use and application is given in good faith and is believed by DuluxGroup to be appropriate and reliable. However, any advice, recommendation, information, assistance or service provided by DuluxGroup is provided without liability or responsibility PROVIDED THAT the foregoing shall not exclude, limit, restrict or modify the right entitlements and remedies conferred upon any person or the liabilities imposed upon DuluxGroup by any condition or warranty implied by Commonwealth, State or Territory Act or ordinance void or prohibiting such exclusion limitation or modification. Coating/product systems can be expected to perform as indicated on the Duspec Spec Sheet so long as applications and application procedures of the individual products are followed as recommended on the appropriate Product data Sheet. "DuluxGroup" "Dulux" "Selleys" "Berger" "Berger Gold Label" "Hadrian" "Walpamur" "Levene" "Acratex" and Other marks followed by ® are registered trademarks of DuluxGroup (Australia) Pty Ltd ABN 67 000 049 427. Marks followed by the symbol ™ are trademarks.

Please note that this document is only valid for 60 days from the date of issue.

DuluxGroup (Australia) Pty Ltd 1956 Dandenong Road, Clayton, Victoria 3168 AU ABN 67 000 049 427