

Dulux Design Stone Effect Effect

AU_DD02365

Part A	690D0110
---------------	----------

Description
Dulux Design Stone Effect is an interior/exterior waterbased matt textured finish, inspired by weathered rocks from nature's river beds, to create a natural ambience within a room. The final coat must be applied with a wide brush in a random action to achieve the textured effect.




Features
<ul style="list-style-type: none"> • Fashionable paint effect • Easy to apply • Matt textured finish

Benefits
<ul style="list-style-type: none"> • Adds interest and style to any room • Confidence in achieving the desired effect • Hides plastering imperfections in walls

Uses
Dulux Design Stone Effect is for use on interior /exterior broadwalls, with a colour range chosen to bring a natural ambience to a room. Not suitable for high wear situations, interior wet areas or surfaces with varying porosity

Precautions And Limitations
All preparation and painting must conform to AS2311: The Painting of Buildings. The temperature must be between 10°C and 30°C during application, and remain above 10°C during drying. Under cool or humid conditions, allow longer drying times. Due to large particles present in this product, it is not recommended for spraying. The paintwork can be gently cleaned with a cloth that has been dampened with detergent solution. Over porous surfaces the first coat will appear lighter in colour than the colour card.

Performance Guide			
Weather	Recommended for interior and exterior use.	Heat Resistance	Resists up to 60°C.
Water	Allow 48 hours to dry before exposing to steam or condensation - longer in cooler temperatures.	Solvent	Sensitive to hydrocarbons.
Abrasion	Resists burnishing.		

Typical Properties			
Gloss Level	Matt	Thinner	Not recommended
Colour	Can be tinted to >20 colours.	Components	1
Number Of Coats	2	Toxicity	Lead free. Dry film is non toxic and conforms to AS1647, Part 3.
V.O.C. Level	<140g/L untinted	Touch Dry	1 hour (25°C, 50%)
Clean Up	 Water		
Application Method	  Brush Roller		
Application Conditions		Min	Max
	Wet Film Per Coat (microns)		137
	Dry Film Per Coat (microns)		50
	Recoat Time (min)		4 hours
	Theoretical Spread Rate (m ² /L)		10

Application Guide	
Surface Preparation	<ul style="list-style-type: none"> PREVIOUSLY PAINTED SURFACES DULUX Design Stone can be applied over previously painted surfaces that are in good condition. For optimum appearance a perfectly smooth surface free of defects, free of dirt, grease and dust is required. Clean surface with sugar soap and remove any loose and flaking paint. Surfaces previously painted with gloss or semi gloss paints should be sanded back to a dull finish. Apply 1 coat of Dulux 1 Step Acrylic Sealer Primer Undercoat to areas which have been repaired, or have an uneven gloss level, or painted in dark colours. UNPAINTED SURFACES Bare Paperfaced Wallboard, Cement, Brick: Brush down to remove any surface dust. Apply 1 coat of Dulux 1 Step Acrylic Sealer Primer Undercoat. Bare Interior Timber: Sand smooth. Dust off. Apply 1 coat of Dulux 1 Step Acrylic Sealer Primer Undercoat. Bare Set Plaster, Fibrous Plaster, Plasterglass: Brush down to remove any surface dust. Apply 1 coat of Dulux Sealer Binder. Metal Surfaces: Thoroughly degrease and apply Dulux All Metal Primer. <p>DULUX Design Stone is not suitable for porous surfaces and will have a patchy appearance if applied over surfaces of uneven porosity. If patchiness occurs, seal the entire surface with Dulux Oil based Undercoat, then topcoat with 2 coats of DULUX Design Stone.</p>
Application Procedure And Equipment	<ul style="list-style-type: none"> To ensure evenness of colour, pour all cans of Dulux Stone Effect into a clean dry container. Stir thoroughly prior to use to ensure even distribution of effect particles. Before you begin, test your chosen application method on a large piece of board. Dulux Stone Effect requires two coats to achieve the desired effect, which will take 30 mins to become apparent at 25°C. Note that this paint lightens in colour as it dries. Working in small sections, approx 1m x 1m, apply paint with a brush to areas not accessible with a roller. The first coat can be applied with a brush or roller. The second or final coat must be applied with a wide brush in a random brush stroke action to achieve the stone effect. Make sure to overlap brushed areas to achieve an even effect. Avoid touching up. Rolling alone is not recommended.

Health And Safety			
MSDS Number	DLX002630	Health Effects	For detailed information refer to the product label and the current Material Safety Data Sheet available through Customer Service. Health Effects: Splashes to the eye may cause eye irritation.
Protective Equipment	Personal Protective Equipment: Wear eye protection.		
In the case of emergency, please call 1800 033 111			

Transport And Storage			
Pack A	690D0110	Shipment Name	Not dangerous goods.; No special transport requirements.
Size	2L; 4L	Weight	2.428 Kg 4.732 Kg

Disclaimer

Dulux, Selleys and Other marks followed by ® are registered trademarks. Marks followed by the symbol of ™ are trademarks.

The data provided within the Duspec system is correct at the time of publication, however it is the responsibility of those using this information to check that it is current prior to specifying or using any of these coating/product systems.

DISCLAIMER: Any advice, recommendation, information, assistance or service provided by any of the divisions of DuluxGroup (Australia) Pty Ltd or its related entities (collectively, DuluxGroup) in relation to goods manufactured by it or their use and application is given in good faith and is believed by DuluxGroup to be appropriate and reliable. However, any advice, recommendation, information, assistance or service provided by DuluxGroup is provided without liability or responsibility PROVIDED THAT the foregoing shall not exclude, limit, restrict or modify the right entitlements and remedies conferred upon any person or the liabilities imposed upon DuluxGroup by any condition or warranty implied by Commonwealth, State or Territory Act or ordinance void or prohibiting such exclusion limitation or modification. Coating/product systems can be expected to perform as indicated on the Duspec Spec Sheet so long as applications and application procedures of the individual products are followed as recommended on the appropriate Product data Sheet. "DuluxGroup" "Dulux" "Selleys" "Berger" "Berger Gold Label" "Hadrian" "Walpamur" "Levene" "Acratex" and Other marks followed by ® are registered trademarks of DuluxGroup (Australia) Pty Ltd ABN 67 000 049 427. Marks followed by the symbol ™ are trademarks.

Please note that this document is only valid for 60 days from the date of issue.

DuluxGroup (Australia) Pty Ltd 1956 Dandenong Road, Clayton, Victoria 3168 AU ABN 67 000 049 427