

Dulux Design Pearl Effect Effect

AU_DD02363

Part A	690D0098
--------	----------

Description
Dulux Design Pearl Effect is a water-based, interior effect paint that creates a pearly, satin appearance. Dulux Design Pearl Effect is a specialty product, great for feature areas, that can be applied by brush or rolling




Features
<ul style="list-style-type: none"> Water based Creates a pearly sheen Tintable

Benefits
<ul style="list-style-type: none"> Water wash up, same day recoat Adds interest to a room or piece of furniture Available in a range of 5 colours

Uses
Dulux Design Pearl Effect is suitable for interior use on walls, doors, furniture and accessories. Not suitable for high wear situations or surfaces with varying porosity

Precautions And Limitations
All preparation and painting must conform to AS2311: The Painting of Buildings. The temperature must be between 10°C and 30°C during application, and remain above 10°C during drying. Under cool or humid conditions , allow longer times to dry. Avoid wiping or cleaning new painted surface for a minimum of 1 week after painting

Performance Guide			
Weather	Recommended for interior use only	Heat Resistance	Resists temperatures up to 60°C.
Water	Suitable for use in wet areas after 48 hrs dry time	Solvent	Sensitive to hydrocarbons and alcohols
Abrasion	Care should be taken to avoid marring or burnishing		

Typical Properties			
Gloss Level	Semi gloss	Thinner	Not recommended
Colour	Can be tinted to 4 Pearl colours	Components	1
Number Of Coats	2-4	Toxicity	Lead free. Dry film is non toxic and conforms to AS1647, Part 3.
V.O.C. Level	< 90g/L untinted	Touch Dry	1 hour (25°, 50%RH)
Clean Up	 Water		
Application Method	 Brush  Roller		
Application Conditions	Min	Max	Recommended
Wet Film Per Coat (microns)			66
Dry Film Per Coat (microns)			25
Recoat Time (min)	4 hours	Indefinite	
Theoretical Spread Rate (m ² /L)			14

Application Guide	
Surface Preparation	<ul style="list-style-type: none"> PREVIOUSLY PAINTED SURFACES DULUX Design Pearl can be applied over previously painted surfaces that are in good condition. For optimum appearance a perfectly smooth surface free of defects is required. Differences in surface gloss or variations in surface porosity can result in uneven colour and patchy appearance. Clean surface with sugar soap and remove any loose and flaking paint. Apply 1 coat of Dulux 1 Step Acrylic Sealer Primer Undercoat to areas which have been repaired, or have an uneven gloss level, or painted in dark colours. UNPAINTED SURFACES Bare Paperfaced Wallboard, Cement, Brick: Brush down to remove any surface dust. Apply 1 coat of Dulux 1 Step Acrylic Sealer Primer Undercoat. Bare Interior Timber: Sand smooth. Dust off. Apply 1 coat of Dulux 1 Step Acrylic Sealer Primer Undercoat. Bare Set Plaster, Fibrous Plaster, Plasterglass: Brush down to remove any surface dust. Apply 1 coat of Dulux Sealer Binder. Metal Surfaces: Thoroughly degrease and apply Dulux All Metal Primer.
Application Procedure And Equipment	<ul style="list-style-type: none"> To ensure evenness of colour, pour all cans of Dulux Pearl Effect into a clean dry container. Stir thoroughly prior to use to ensure even distribution of effect particles. Before you begin, test your chosen application method on a large piece of board. Mask off adjacent walls, skirting boards and cornices. Brush Dulux Pearl Effect around the edges of the wall. Apply the first coat with a medium nap roller. Roll using light, even pressure (strong pressure can create lines on the wall). Take the roller as close to the edge as possible to cover the brush marks. Working in small sections, approx 1m x 1m, apply the second coat with a roller. While the paint is still wet, drag the brush in a random pattern. Make sure to overlap brushed areas to achieve an even effect. Avoid touching up. Rolling alone is not recommended.

Health And Safety			
MSDS Number	DLX002638		
MSDS Link	https://go.lupinsys.com/duluxgroup/harms/published_materials/cc3c4b0d270007768083c50cf2dc5201-published/attachments/80279d542c7fc32c28f9ef046a3760b7.pdf		
Health Effects	For detailed information refer to the product label and the current Material Safety Data Sheet available through Customer Service on 13 25 25 Health Effects: Splashes to the eye may cause eye irritation.	Protective Equipment	Personal Protective Equipment: Wear eye protection.
In the case of emergency, please call 1800 033 111			

Transport And Storage			
Pack A	690D0098	Shipment Name	Not dangerous goods.; No special transport requirements.
Size	1L; 2L; 4L	Weight	1.357kg; 2.689kg; 5.253kg

Disclaimer

Dulux, Selleys and Other marks followed by ® are registered trademarks. Marks followed by the symbol of ™ are trademarks.

The data provided within the Duspec system is correct at the time of publication, however it is the responsibility of those using this information to check that it is current prior to specifying or using any of these coating/product systems.
 DISCLAIMER: Any advice, recommendation, information, assistance or service provided by any of the divisions of DuluxGroup (Australia) Pty Ltd or its related entities (collectively, DuluxGroup) in relation to goods manufactured by it or their use and application is given in good faith and is believed by DuluxGroup to be appropriate and reliable. However, any advice, recommendation, information, assistance or service provided by DuluxGroup is provided without liability or responsibility PROVIDED THAT the foregoing shall not exclude, limit, restrict or modify the right entitlements and remedies conferred upon any person or the liabilities imposed upon DuluxGroup by any condition or warranty implied by Commonwealth, State or Territory Act or ordinance void or prohibiting such exclusion limitation or modification. Coating/product systems can be expected to perform as indicated on the Duspec Spec Sheet so long as applications and application procedures of the individual products are followed as recommended on the appropriate Product data Sheet. "DuluxGroup" "Dulux" "Selleys" "Berger" "Berger Gold Label" "Hadrian" "Walpamur" "Levene" "Acratex" and Other marks followed by ® are registered trademarks of DuluxGroup (Australia) Pty Ltd ABN 67 000 049 427. Marks followed by the symbol ™ are trademarks.

Please note that this document is only valid for 60 days from the date of issue.

DuluxGroup (Australia) Pty Ltd 1956 Dandenong Road, Clayton, Victoria 3168 AU ABN 67 000 049 427