

Dulux Design Metallic Effect Effect

AU_DD02362

Part A	690D0097
--------	----------

Description
Dulux Design Metallic Effect is a water based, interior effect paint with a metallic shine available in a range of colours. Dulux Design Metallic Effect is a specialty product, great for feature areas, that can be applied by brushing, rolling or spraying.





Features
<ul style="list-style-type: none"> • Water based • Contains metallic flakes • Tintable

Benefits
<ul style="list-style-type: none"> • Water wash up, low odour, same day recoat • Adds interest to a room or piece of furniture • Available in a range of colours

Uses
Dulux Design Metallic Effect is suitable for use on interior feature walls such as along hallways, bathrooms, bedrooms, living and dining rooms. Also suitable for use on doors, trim or furniture. Not suitable for high wear situations or surfaces with varying porosity.

Precautions And Limitations
All preparation and painting must conform to AS2311: The Painting of Buildings. The temperature must be between 10°C and 30°C during application, and remain above 10°C during drying. Under cool or humid conditions , allow longer times to dry. Avoid wiping or cleaning new painted surface for a minimum of 1 week after painting. In high traffic or high wear situations, apply one coat of a waterbased clear, such as Berger Jet Dry Stone & Paving Sealer in Natural diluted with water at a 1:1 ratio, to protect the finish.

Performance Guide			
Weather	Recommended for interior use only	Salt	N/A
Heat Resistance	Resists temperatures up to 60°C.	Water	Suitable for use in wet areas after 48 hrs dry time
Solvent	Sensitive to hydrocarbons and alcohols	Abrasion	Care should be taken to avoid marring or burnishing
Acid	N/A	Alkali	N/A

Typical Properties			
Gloss Level	Semi gloss	Thinner	Water
Components	1	Number Of Coats	2-4
Toxicity	Lead free. Dry film is non toxic and conforms to AS1647, Part 3.	V.O.C. Level	< 120g/L untinted
Touch Dry	30mins (25°, 50%RH)		
Clean Up	 Water		
Application Method	   Air Spray Brush Roller		
Application Conditions		Min	Max
	Wet Film Per Coat (microns)		Recommended
	Dry Film Per Coat (microns)		
	Recoat Time (min)	4 hours	Indefinite
	Theoretical Spread Rate (m ² /L)		14

Application Guide	
Surface Preparation	<ul style="list-style-type: none"> PREVIOUSLY PAINTED SURFACES DULUX Design Metallic can be applied over previously painted surfaces that are in good condition. For optimum appearance a perfectly smooth surface free of defects is required. Differences in surface porosity can result in uneven colour and patchy appearance. Clean surface with sugar soap and remove any loose and flaking paint. Apply 1 coat of Dulux 1 Step Acrylic Sealer Primer Undercoat to areas which have been repaired, or have an uneven gloss level, or painted in dark colours. UNPAINTED SURFACES Bare Paperfaced Wallboard, Cement, Brick: Brush down to remove any surface dust. Apply 1 coat of Dulux 1 Step Acrylic Sealer Primer Undercoat. Bare Interior Timber: Sand smooth. Dust off. Apply 1 coat of Dulux 1 Step Acrylic Sealer Primer Undercoat. Bare Set Plaster, Fibrous Plaster, Plasterglass: Brush down to remove any surface dust. Apply 1 coat of Dulux Sealer Binder. Metal Surfaces: Thoroughly degrease and apply Dulux All Metal Primer.
Application Procedure And Equipment	<ul style="list-style-type: none"> To ensure evenness of colour, pour all cans of Dulux Metallic Effect into a clean dry container. Stir thoroughly prior to use. Before you begin, test your chosen application method on a large piece of board. Mask off adjacent walls, skirting boards and cornices. Brush around the edges of the wall. Apply the first coat with a medium nap roller using light, even pressure. Take the roller close to the edge to cover the brush marks. Working in small sections, apply the second coat with a roller. While the paint is still wet, drag the brush in a random pattern. Make sure to overlap brushed areas to achieve an even effect. Avoid touching up. Spraying: Thin with 10% water if required. Apply 3-4 thin coats to achieve the desired effect and coverage.

Health And Safety			
MSDS Number	DLX002639		
MSDS Link	https://go.lupinsys.com/duluxgroup/harms/published_materials/cc3c4b0d270007768083c50cf2d9f165-published/attachments/80279d542c7fc32c28f9ef046a300b3a.pdf		
Health Effects	For detailed information refer to the product label and the current Material Safety Data Sheet available through Customer Service on 13 25 25 Health Effects: Splashes to the eye may cause eye irritation.	Protective Equipment	Personal Protective Equipment: Wear eye protection.
In the case of emergency, please call 1800 033 111			

Transport And Storage			
Pack A	690D0097	Shipment Name	Not dangerous goods.; No special transport requirements.
Size	1L;2L;4L	Weight	1.232kg; 2.324kg; 4.753kg

Disclaimer

Dulux, Selleys and Other marks followed by ® are registered trademarks. Marks followed by the symbol of ™ are trademarks.

The data provided within the Duspec system is correct at the time of publication, however it is the responsibility of those using this information to check that it is current prior to specifying or using any of these coating/product systems.

DISCLAIMER: Any advice, recommendation, information, assistance or service provided by any of the divisions of DuluxGroup (Australia) Pty Ltd or its related entities (collectively, DuluxGroup) in relation to goods manufactured by it or their use and application is given in good faith and is believed by DuluxGroup to be appropriate and reliable. However, any advice, recommendation, information, assistance or service provided by DuluxGroup is provided without liability or responsibility PROVIDED THAT the foregoing shall not exclude, limit, restrict or modify the right entitlements and remedies conferred upon any person or the liabilities imposed upon DuluxGroup by any condition or warranty implied by Commonwealth, State or Territory Act or ordinance void or prohibiting such exclusion limitation or modification. Coating/product systems can be expected to perform as indicated on the Duspec Spec Sheet so long as applications and application procedures of the individual products are followed as recommended on the appropriate Product data Sheet. "DuluxGroup" "Dulux" "Selleys" "Berger" "Berger Gold Label" "Hadrian" "Walpamur" "Levene" "Acratex" and Other marks followed by ® are registered trademarks of DuluxGroup (Australia) Pty Ltd ABN 67 000 049 427. Marks followed by the symbol ™ are trademarks.

Please note that this document is only valid for 60 days from the date of issue.

DuluxGroup (Australia) Pty Ltd 1956 Dandenong Road, Clayton, Victoria 3168 AU ABN 67 000 049 427