

Dulux Design Theatre Black Flat

AU_DD02360

Part A	690D0112
---------------	----------





Description
Dulux Design Theatre Black is a water based interior paint with a flat black finish, ideal for feature walls, theatre rooms and areas that require minimal light reflection.

Features
<ul style="list-style-type: none"> • Water based • Flat finish • Black colour

Benefits
<ul style="list-style-type: none"> • Hides surface imperfections • Minimises light reflection • Low odour • Fast drying - 2 hour recoat

Uses
To create a flat black finish for your walls and ceilings. It is not recommended for use in high traffic areas or areas subject to frequent cleaning

Precautions And Limitations
Avoid exposure to steam and condensation for 48 hours. Avoid forceful contact with Dulux Theatre Black. Do not scrub. Suitable for interior only.

Typical Properties			
Touch Dry	30 minutes (25°C and 50% RH)		
Clean Up	 Water		
Application Method	   Airless Spray Brush Roller		
Application Conditions	Min	Max	Recommended
Wet Film Per Coat (microns)			
Dry Film Per Coat (microns)			
Recoat Time (min)	2 hours	indefinite	
Theoretical Spread Rate (m ² /L)	16	16	16

Application Guide	
Surface Preparation	<ul style="list-style-type: none"> Previously Painted Surfaces All surfaces must be thoroughly cleaned and free of all loose dirt, dust, grease, loose or flaking paint, and loose surface plaster. In areas where mould or mildew are present, use a household bleach solution. Dilute 1 part bleach with 3 parts clean water. Wear gloves and goggles. Use a scouring pad wet with bleach solution to lightly abrade the surface. Leave the bleach solution on the surface for 15 minutes, then thoroughly remove by washing down with clean water and wipe dry. In very severe cases, repeat this action to remove all mould. Scrape and sand down any loose, peeling and flaking paint. Fill any cracks or holes with a suitable filler. Sand gloss and semi gloss finishes to a dull flat finish to allow a sound surface before top coating. Clean with a damp cloth, then apply one coat of Dulux 1 Step Acrylic Primer Sealer Undercoat to any areas which have been repaired or which have an uneven gloss level. Areas where paint has pealed, seal with Dulux Sealer Binder. <p>Bare Paperfaced Wallboard, Cement, Brick Brush down to remove any surface dust. Apply one coat of Dulux 1 Step Acrylic Primer Sealer Undercoat.</p> <p>Bare Interior Timber Sand smooth. Dust off. Apply one coat of Dulux 1 Step Acrylic Primer Sealer Undercoat.</p> <p>Bare Set Plaster, Fibrous Plaster, Plasterglass Brush down to remove any surface dust. Apply one coat of Dulux 1 Step Oil Based Primer Sealer Undercoat or Dulux Sealer Binder.</p> <p>Metal Surfaces: Thoroughly degrease and apply Dulux All Metal Primer.</p>
Application Procedure And Equipment	<ul style="list-style-type: none"> Stir well with a broad flat paddle using an up and down scooping action. Apply two coats of Dulux Theatre Black using a good quality brush to cut in and a short nap roller in good condition for rolling. Allow a minimum of 2 hours dry time between coats. Under hot conditions application can be eased by thinning with up to 50ml of water per litre. For spraying thin with 10% water.

Health And Safety			
MSDS Number	DLX002629		
MSDS Link	https://go.lupinsys.com/duluxgroup/harms/published_materials/ac8ca4703bd3b8df8502506975db99b8-published/attachments/e32757e62d73e3cc9f6922d3738bf2c4.pdf		
Health Effects	For detailed information refer to the product label and the current Material Safety Data Sheet available through Customer Service. Splashes to the eye may cause eye irritation. When spraying, inhalation of mists may produce respiratory irritation.	Protective Equipment	Wear eye protection and when spraying wear a dust mask.
In the case of emergency, please call 1800 033 111			

Transport And Storage			
Pack A	690D0112	Shipment Name	Not dangerous goods.; No special transport requirements.
Size	1L; 4L	Weight	1.335kg; 5.165kg

Disclaimer

Dulux, Selleys and Other marks followed by ® are registered trademarks. Marks followed by the symbol of ™ are trademarks.

The data provided within the Duspec system is correct at the time of publication, however it is the responsibility of those using this information to check that it is current prior to specifying or using any of these coating/product systems.

DISCLAIMER: Any advice, recommendation, information, assistance or service provided by any of the divisions of DuluxGroup (Australia) Pty Ltd or its related entities (collectively, DuluxGroup) in relation to goods manufactured by it or their use and application is given in good faith and is believed by DuluxGroup to be appropriate and reliable. However, any advice, recommendation, information, assistance or service provided by DuluxGroup is provided without liability or responsibility PROVIDED THAT the foregoing shall not exclude, limit, restrict or modify the right entitlements and remedies conferred upon any person or the liabilities imposed upon DuluxGroup by any condition or warranty implied by Commonwealth, State or Territory Act or ordinance void or prohibiting such exclusion limitation or modification. Coating/product systems can be expected to perform as indicated on the Duspec Spec Sheet so long as applications and application procedures of the individual products are followed as recommended on the appropriate Product data Sheet. "DuluxGroup" "Dulux" "Selleys" "Berger" "Berger Gold Label" "Hadrian" "Walpamur" "Levene" "Acratex" and Other marks followed by ® are registered trademarks of DuluxGroup (Australia) Pty Ltd ABN 67 000 049 427. Marks followed by the symbol ™ are trademarks.

Please note that this document is only valid for 60 days from the date of issue.

DuluxGroup (Australia) Pty Ltd 1956 Dandenong Road, Clayton, Victoria 3168 AU ABN 67 000 049 427