

Dulux Dulux Metal Shimmer Effect Effect

AU_DD02353

Part A	690-D0106
---------------	-----------




Description
 Dulux Metal Shimmer Effect creates a subtle shimmering, textural finish. Perfect for gates, fences, trim and decorative metal features. Available in 5 colours

- Features**
- Creates a subtle shimmering, textural finish
 - Waterbased
 - Interior & Exterior durable

- Benefits**
- Washes up in water
 - Available in 5 colours

Uses
 A subtle shimmering, textural finish, Dulux Metal Shimmer Effect is perfect for feature walls, gates, fences, trim and decorative metal features.

Precautions And Limitations
 Do not use in high traffic areas as the finish will mark easily.
 Not suitable for high wear situations, wet areas or absorbent surfaces.
 Temperatures must be above 10°C and below 30°C during application and drying.
 Under cooler or more humid conditions allow longer drying times between coats.
 Avoid exposure to steam and condensation for 48 hours.

Typical Properties			
Components	1	Number Of Coats	2
Meets GBCA VOC Requirement?	No	Touch Dry	2 hours
Clean Up	 Water		
Clean Up Description	Do not pour down the drain.		
Application Method	  Brush Roller		
Application Conditions	Min	Max	Recommended
Wet Film Per Coat (microns)			
Dry Film Per Coat (microns)			
Recoat Time (min)	6 hours	indefinite	8 hours
Theoretical Spread Rate (m ² /L)			12

Application Guide	
Surface Preparation	<ul style="list-style-type: none"> Ensure all surfaces are clean and dry prior to application. Brush down to remove dust. <p>Previously Painted Surfaces: Wash down with sugar soap solution and rinse with clean water to remove any dirt, oil or grease. In cases where mould or mildew is present, use a household bleach solution. Dilute 1 part bleach with 3 parts clean water. Wear gloves and goggles. Use a scouring pad wet with bleach solution to lightly abrade the surface and ensure physical removal of stubborn areas of mould growth. Leave the bleach solution on the surface for 15 minutes, then thoroughly remove by washing down with clean water and wipe dry. In very severe cases, repeat this action to remove all mould.</p> <p>Surfaces must be sanded to remove loose, peeling, flaking or chalky paint. Sand all gloss and semi gloss surfaces to a dull finish and wipe down with a damp cloth to remove surface dust. Apply one coat of Dulux Acrylic Sealer Undercoat or Dulux 1Step® Acrylic Primer Sealer Undercoat to any areas that have been repaired or which have an uneven gloss level.</p> <p>Bare Paper-faced Wallboard, Cement Sheet and Brick: Brush down to remove any surface dust. Apply one coat of Dulux 1Step® Acrylic Primer Sealer Undercoat or Dulux Acrylic Sealer Undercoat.</p> <p>Bare Interior Timber: Sand smooth. Dust off. Apply one coat of Dulux 1Step® Acrylic Primer Sealer Undercoat.</p> <p>Bare Set Plaster, Fibrous Plaster and Plasterglass: Brush down to remove any surface dust. Apply one coat of Dulux Sealer Binder.</p> <p>Metal: Thoroughly degrease and apply Dulux All Metal Primer.</p>
Application Procedure And Equipment	<ul style="list-style-type: none"> To ensure evenness of colour, pour all cans of Dulux Metal Shimmer Effect into a clean dry container. Stir thoroughly prior to use. Before you begin, test your chosen application method on a large piece of board. Mask off adjacent walls, skirting boards and cornices. Brush Dulux Metal Shimmer Effect around the edges of the wall. Apply the first coat with a medium nap roller using light, even pressure. Take the roller as close to the edge as possible to cover the brush marks. Working in small sections, apply the second coat with a roller. While the paint is still wet, drag the brush in a random pattern. Make sure to overlap brushed areas to achieve an even effect. Avoid touching up.

Health And Safety			
MSDS Number	DLX002632	Using Safety Precautions	Keep out of reach of children. Use only in well ventilated areas.
MSDS Link	https://go.lupinsys.com/duluxgroup/harms/published_materials/d4e23b6d2205e0388a72f496163e4399-published/attachments/92494ec29932872d928a3cb4604a38cc.pdf		
Health Effects	<p>If poisoning occurs, contact a Doctor or Poisons Information Centre (AUST: 131 126; NZ 0800 764 766).</p> <p>SWALLOWED: Rinse mouth with water. If swallowed, do NOT induce vomiting. Give a glass of water.</p> <p>EYE: If in eyes, hold eyes open, flush with running water for at least 15 minutes.</p> <p>SKIN: If skin contact occurs, remove contaminated clothing and wash skin thoroughly.</p> <p>INHALED: Remove from contaminated area.</p> <p>For further product or application advice or a Safety Data Sheet contact Dulux Customer Service AUST 13 23 77, NZ 0800 800 424. For special medical advice and emergencies call AUST 1800 033 111, NZ 0800 734 607</p>	Personal	Avoid contact with skin and eyes or breathing vapour. . Wash hands after use.
Fire Suppression	If involved in a fire use water fog, foam or dry agents. Avoid breathing products of combustion (Only for >4 Litres).	Protective Equipment	Wear waterproof gloves and safety glasses.
Storage	Store in a cool dry area, protected from frost.	Disposal	Slippery when spilt; clean up immediately. Refer to Local Authority for disposal advice. Do not empty into drains and waterways.
In the case of emergency, please call 1800 033 111			

Transport And Storage			
Pack A	690-D0106	Shipment Name	NA
Size	1L, 4L	Weight	1.73 Kg, 6.72 Kg

Disclaimer

Dulux, Selleys and Other marks followed by ® are registered trademarks. Marks followed by the symbol of ™ are trademarks.

The data provided within the Duspec system is correct at the time of publication, however it is the responsibility of those using this information to check that it is current prior to specifying or using any of these coating/product systems.

DISCLAIMER: Any advice, recommendation, information, assistance or service provided by any of the divisions of DuluxGroup (Australia) Pty Ltd or its related entities (collectively, DuluxGroup) in relation to goods manufactured by it or their use and application is given in good faith and is believed by DuluxGroup to be appropriate and reliable. However, any advice, recommendation, information, assistance or service provided by DuluxGroup is provided without liability or responsibility PROVIDED THAT the foregoing shall not exclude, limit, restrict or modify the right entitlements and remedies conferred upon any person or the liabilities imposed upon DuluxGroup by any condition or warranty implied by Commonwealth, State or Territory Act or ordinance void or prohibiting such exclusion limitation or modification. Coating/product systems can be expected to perform as indicated on the Duspec Spec Sheet so long as applications and application procedures of the individual products are followed as recommended on the appropriate Product data Sheet. "DuluxGroup" "Dulux" "Selleys" "Berger" "Berger Gold Label" "Hadrian" "Walpamur" "Levene" "Acratex" and Other marks followed by ® are registered trademarks of DuluxGroup (Australia) Pty Ltd ABN 67 000 049 427. Marks followed by the symbol ™ are trademarks.

Please note that this document is only valid for 60 days from the date of issue.

DuluxGroup (Australia) Pty Ltd 1956 Dandenong Road, Clayton, Victoria 3168 AU ABN 67 000 049 427