

Dulux Dulux Stainless Steel Effect Effect

AU_DD02352

Part A	690-D0104
---------------	-----------





Description
Dulux Stainless Steel Effect gives a sleek, stylish stainless steel appearance to feature walls, architectural features and home accessories. Available in 1 colour

Features
<ul style="list-style-type: none"> • Gives a sleek, stylish stainless steel appearance • Waterbased • Interior only

Benefits
<ul style="list-style-type: none"> • Washes up in water • Ideal for feature walls, architectural features and home accessories

Uses
Dulux Stainless Steel Effect gives a sleek, stylish stainless steel appearance to interior feature walls, architectural features and home accessories.

Precautions And Limitations
<p>Not suitable for high wear situations, wet areas or absorbent surfaces. Temperatures must be above 10°C and below 30°C during application and drying. Under cooler or more humid conditions allow longer drying times between coats. Avoid exposure to steam and condensation for 48 hours.</p>

Typical Properties			
Colour	Light silvery grey. Available in one colour only.	Components	1
Number Of Coats	1	V.O.C. Level	<100 g/L
Meets GBCA VOC Requirement?	No	Touch Dry	30 minutes (at 25 Deg C and 50% relative Humidity)
Clean Up	 Water		
Application Method	   Air Spray Brush Roller		
Application Conditions	Min	Max	Recommended
Wet Film Per Coat (microns)			
Dry Film Per Coat (microns)			
Recoat Time (min)	3 hours		
Theoretical Spread Rate (m²/L)	12	14	

Application Guide	
Surface Preparation	<ul style="list-style-type: none"> Ensure all surfaces are clean and dry prior to application. Brush down to remove dust. <p>Previously Painted Surfaces: Wash down with sugar soap solution and rinse with clean water to remove any dirt, oil or grease. In cases where mould or mildew is present, use a household bleach solution. Dilute 1 part bleach with 3 parts clean water. Wear gloves and goggles. Use a scouring pad wet with bleach solution to lightly abrade the surface and ensure physical removal of stubborn areas of mould growth. Leave the bleach solution on the surface for 15 minutes, then thoroughly remove by washing down with clean water and wipe dry. In very severe cases, repeat this action to remove all mould.</p> <p>Surfaces must be sanded to remove loose, peeling, flaking or chalky paint. Sand all gloss and semi gloss surfaces to a dull finish and wipe down with a damp cloth to remove surface dust. Apply one coat of Dulux Acrylic Sealer Undercoat or Dulux 1Step® Acrylic Primer Sealer Undercoat to any areas that have been repaired or which have an uneven gloss level.</p> <p>Bare Paper-faced Wallboard, Cement Sheet and Brick: Brush down to remove any surface dust. Apply one coat of Dulux 1Step® Acrylic Primer Sealer Undercoat or Dulux Acrylic Sealer Undercoat.</p> <p>Bare Interior Timber: Sand smooth. Dust off. Apply one coat of Dulux 1Step® Acrylic Primer Sealer Undercoat.</p> <p>Bare Set Plaster, Fibrous Plaster and Plasterglass: Brush down to remove any surface dust. Apply one coat of Dulux Sealer Binder.</p> <p>Metal: Thoroughly degrease and apply Dulux All Metal Primer. Allow 24 hours dry time prior to the application of Dulux Stainless Steel effect.</p>
Application Procedure And Equipment	<ul style="list-style-type: none"> Stir thoroughly prior to use. Before you begin, test your chosen application method on a large piece of board. Mask off adjacent walls, skirting boards and cornices. Brush around the edges of the wall. Apply the first coat with a medium nap roller using light, even pressure. Take the roller as close to the edge as possible to cover the brush marks. Working in small sections, apply the second coat with a roller. While the paint is still wet, drag the brush in a random pattern. Best results are achieved by lightly brushing in one direction or reworking paint to achieve a brushed stainless steel effect. Make sure to overlap brushed areas to achieve an even effect. Avoid touching up. <p>Spraying: On broad wall areas application by spray is recommended as this will give a more authentic look. Thin with 5% water if required. Apply 3-4 thin coats to achieve the desired effect and coverage. Thinning: Recommended for spraying only. Thin with 5% water.</p>

Health And Safety			
MSDS Number	DLXGHSEN002634	Using Safety Precautions	Keep out of reach of children. Use only in well ventilated areas. Wash hands after use.
MSDS Link	https://go.lupinsys.com/duluxgroup/harms/published_materials/ecdebe00d6b8a7d12deb7ead7c461a31-published/attachments/882e8e930170c40f34e1c3a22eb30ea5.pdf		
Health Effects	<p>Health Effects If poisoning occurs, contact a Doctor or Poisons Information Centre (AUST: 131 126; NZ 0800 764 766).</p> <p>SWALLOWED: Rinse mouth with water. If swallowed, do NOT induce vomiting. Give a glass of water.</p> <p>EYE: If in eyes, hold eyes open, flush with running water for at least 15 minutes.</p> <p>SKIN: If skin contact occurs, remove contaminated clothing and wash skin thoroughly.</p> <p>INHALED: Remove from contaminated area.</p> <p>For further product or application advice or a Safety Data Sheet contact Dulux Customer Service AUST 13 23 77, NZ 0800 800 424. For special medical advice and emergencies call AUST 1800 033 111, NZ 0800 734 607</p>	Flammability	If involved in a fire use water fog, foam or dry agents. Avoid breathing products of combustion (Only for >4 Litres).
Personal	Avoid contact with skin and eyes or breathing vapour and spray mist. Wear waterproof gloves and safety glasses.	Storage	Store in a cool dry area, protected from frost.
Disposal	Slippery when spilt, clean up immediately. Do not contaminate storm water with paint or paint washings. Do not pour left over paint down the drain. Empty paint containers should be left open in a well ventilated area to dry out. When dry, recycle the container via recycling programs. Disposal of empty containers via domestic recycling programs may differ between local authorities. Check with your local council first. Alternatively, keep unwanted paint in sealed containers for disposal via special chemical waste collections.		
In the case of emergency, please call 1800 033 111			

Transport And Storage			
Pack A	690D0104	Shipment Name	NA
Size 250mL, 1L	Weight 376g, 1.4kg		
Flash Point	NA	UN Number	NA
Dangerous Goods Class	Not classified as Dangerous Goods for transport by Road & Rail and Marine, Not classified as Dangerous Goods for transport by Air.		

Disclaimer

Dulux, Selleys and Other marks followed by ® are registered trademarks. Marks followed by the symbol of ™ are trademarks.

The data provided within the Duspec system is correct at the time of publication, however it is the responsibility of those using this information to check that it is current prior to specifying or using any of these coating/product systems.
 DISCLAIMER: Any advice, recommendation, information, assistance or service provided by any of the divisions of DuluxGroup (Australia) Pty Ltd or its related entities (collectively, DuluxGroup) in relation to goods manufactured by it or their use and application is given in good faith and is believed by DuluxGroup to be appropriate and reliable. However, any advice, recommendation, information, assistance or service provided by DuluxGroup is provided without liability or responsibility PROVIDED THAT the foregoing shall not exclude, limit, restrict or modify the right entitlements and remedies conferred upon any person or the liabilities imposed upon DuluxGroup by any condition or warranty implied by Commonwealth, State or Territory Act or ordinance void or prohibiting such exclusion limitation or modification. Coating/product systems can be expected to perform as indicated on the Duspec Spec Sheet so long as applications and application procedures of the individual products are followed as recommended on the appropriate Product data Sheet. "DuluxGroup" "Dulux" "Selleys" "Berger" "Berger Gold Label" "Hadrian" "Walpamur" "Levene" "Acratex" and Other marks followed by ® are registered trademarks of DuluxGroup (Australia) Pty Ltd ABN 67 000 049 427. Marks followed by the symbol ™ are trademarks.

Please note that this document is only valid for 60 days from the date of issue.

DuluxGroup (Australia) Pty Ltd 1956 Dandenong Road, Clayton, Victoria 3168 AU ABN 67 000 049 427