

## Dulux Wash&Wear Gloss

AU\_DD02072

<b>Part A</b>	52G-04912
<b>Approvals</b>	APAS 0260/1 (Vivid White Base only)

### Description

Wash&Wear's Barrier Technology creates a super tough acrylic finish that allows you to wipe away most common marks, scuffs and stains with a wet cloth. Barrier Technology is an advanced formulation of high quality materials that forms a tightly interlocking film. It gives walls painted with Wash&Wear the ultimate protection to stay looking freshly painted for years.

Supersedes Wash & Wear Gloss (568 Line) (Datasheet AUDD1098).

### Features

- Hard wearing finish that lasts
- Withstands wear & tear
- Mark & stain resistant
- Easy to keep clean

### Benefits

- Offers complete washability: Stain resistance + Scrub Resistance + Burnish Resistance.
- Excellent flow and levelling properties give satisfying application and reduced likelihood of application marks.
- Strong hiding power for efficient coverage.
- Can be used as an alternative to enamels on walls, doors, windows and trim
- Most common marks, scuffs and stains wipe off with a wet cloth.

### Uses

An alternative to enamels for walls, doors and trim.






### Precautions And Limitations

All preparation and painting must conform to AS2311: The Painting of Buildings. Do not use at temperatures below 10°C or when the temperature of surface may fall below 10°C during the drying period. Avoid exposure to steam and condensation for 48 hours after application. Although the film is dry to touch in 30 minutes, allow 7 days for film to fully cure before washing.

Tinted Colours: Ensure the paint is thoroughly shaken and stirred immediately after addition of tinter to the can and again before use.

### Performance Guide

<b>Weather</b>	Designed for interior use only. Not recommended for exterior use.	<b>Heat Resistance</b>	Softens and sticks to other painted surfaces over 70°C
<b>Solvent</b>	Sensitive to aromatic hydrocarbons and alcohols	<b>Abrasion</b>	Good wet and dry burnish resistance and stain resistance

Typical Properties																											
Gloss Level	60-70 at 60°	Thinner	Water																								
Colour	Machine tinted to a wide range of colours																										
Dulux Colour Base	VIVID WHITE																										
Components	1	Number Of Coats	2 Note:Some colours may require more than two coats, especially when painting over dark colours.																								
Toxicity	Lead free. Dry film is non-toxic.	V.O.C. Level	<49g/L																								
Touch Dry	30 minutes (at 25°C & 50% Relative Humidity)																										
Clean Up	 Water																										
Application Method	    Air Spray    Airless Spray    Brush    Roller																										
Application Conditions	<table border="0" style="width:100%"> <tr> <td style="text-align:center"><b>Solids By Volume</b></td> <td style="text-align:center">35.75</td> <td></td> <td></td> </tr> <tr> <td></td> <td style="text-align:center"><b>Min</b></td> <td style="text-align:center"><b>Max</b></td> <td style="text-align:center"><b>Recommended</b></td> </tr> <tr> <td><b>Wet Film Per Coat (microns)</b></td> <td style="text-align:center">63</td> <td style="text-align:center">63</td> <td style="text-align:center">63</td> </tr> <tr> <td><b>Dry Film Per Coat (microns)</b></td> <td style="text-align:center">23</td> <td style="text-align:center">23</td> <td style="text-align:center">23</td> </tr> <tr> <td><b>Recoat Time (min)</b></td> <td style="text-align:center">2 Hours</td> <td style="text-align:center">Indefinite</td> <td></td> </tr> <tr> <td><b>Theoretical Spread Rate (m<sup>2</sup>/L)</b></td> <td style="text-align:center">16</td> <td style="text-align:center">16</td> <td style="text-align:center">16</td> </tr> </table>			<b>Solids By Volume</b>	35.75				<b>Min</b>	<b>Max</b>	<b>Recommended</b>	<b>Wet Film Per Coat (microns)</b>	63	63	63	<b>Dry Film Per Coat (microns)</b>	23	23	23	<b>Recoat Time (min)</b>	2 Hours	Indefinite		<b>Theoretical Spread Rate (m<sup>2</sup>/L)</b>	16	16	16
<b>Solids By Volume</b>	35.75																										
	<b>Min</b>	<b>Max</b>	<b>Recommended</b>																								
<b>Wet Film Per Coat (microns)</b>	63	63	63																								
<b>Dry Film Per Coat (microns)</b>	23	23	23																								
<b>Recoat Time (min)</b>	2 Hours	Indefinite																									
<b>Theoretical Spread Rate (m<sup>2</sup>/L)</b>	16	16	16																								

Application Guide	
<b>Surface Preparation</b>	<ul style="list-style-type: none"> <li>Ensure all surfaces are clean and dry prior to application. Brush down to remove dust.</li> </ul> <p>Previously Painted Surfaces:                      Wash down with sugar soap solution and rinse with clean water to remove any dirt, oil or grease. In cases where mould or mildew is present, use a household bleach solution. Dilute 1 part bleach with 3 parts clean water. Wear gloves and goggles. Use a scouring pad wet with bleach solution to lightly abrade the surface and ensure physical removal of stubborn areas of mould growth. Leave the bleach solution on the surface for 15 minutes, then thoroughly remove by washing down with clean water and wipe dry. In very severe cases, repeat this action to remove all mould.</p> <p>Surfaces must be sanded to remove loose, peeling, flaking or chalky paint. Sand all gloss and semi gloss surfaces to a dull finish and wipe down with a damp cloth to remove surface dust. Apply one coat of Dulux Acrylic Sealer Undercoat or Dulux 1Step® Acrylic Primer Sealer Undercoat to any areas that have been repaired or which have an uneven gloss level.</p> <p>Bare Paper-faced Wallboard, Cement Sheet and Brick:                      Brush down to remove any surface dust. Apply one coat of Dulux 1Step® Acrylic Primer Sealer Undercoat or Dulux Acrylic Sealer Undercoat.</p> <p>Bare Interior Timber:                      Sand smooth. Dust off. Apply one coat of Dulux 1Step® Acrylic Primer Sealer Undercoat.</p> <p>Bare Set Plaster, Fibrous Plaster and Plasterglass:                      Brush down to remove any surface dust. Apply one coat of Dulux Sealer Binder or Dulux 1Step® Acrylic Primer Sealer Undercoat. For best results on bare set plaster and powdery surfaces apply one coat of Dulux Sealer Binder.</p>
<b>Application Procedure And Equipment</b>	<ul style="list-style-type: none"> <li>Brush, roller and spray</li> </ul> <p>Stir contents thoroughly before and during use with a broad flat stirrer using an up and down scooping action. Apply two coats of Wash&amp;Wear Gloss</p> <p>Brush/Roller: Use good quality brushes and rollers. Using poor quality or worn rollers can affect the final finish achieved. Use a short nap synthetic or microfiber roller. Pre-wet brushes and rollers with water and remove excess moisture before commencing application. Thinning is usually not required. Under hot conditions up to 50ml per litre of water may be used.</p> <p>Airless/Conventional Spray: Suitable for application by all standard spray equipment. If necessary, to aid atomisation, up to 100ml per litre of water may be added for conventional spray or up to 30ml per litre of water for airless spray.</p> <p>Drying times on a day of around 25°C and 50% humidity:                      Touch Dry - 30 mins                      Re-coat - 2 hours</p> <p>Note: Under cooler or humid conditions allow longer times. Ensure temperature is above 10°C during application and drying.</p>

Health And Safety			
<b>MSDS Number</b>	DLXGHCEN001038	<b>Using Safety Precautions</b>	Keep out of reach of children. Provide adequate ventilation. Keep windows and doors open during use and while drying.
<b>Health Effects</b>	If poisoning occurs, contact a Doctor or Poisons Information Centre (AUST: 131 126; NZ 0800 764 766). SWALLOWED: Rinse mouth with water. If swallowed, do NOT induce vomiting. Give a glass of water. EYE: If in eyes, hold eyes open, flush with running water for at least 15 minutes. SKIN: If skin contact occurs, remove contaminated clothing and wash skin thoroughly. INHALED: Remove from contaminated area.  EMERGENCY INFORMATION (ALL HOURS): AUST – 1800 033 111; NZ – 0800 734 607 For a Safety Data Sheet contact Dulux Customer Service: AUST – 132 525, NZ – 0800 800 424.	<b>Personal</b>	Avoid contact with skin and eyes or breathing vapour and spray mist (dust). Wash hands after use.
<b>Fire Suppression</b>	If involved in a fire use water fog, foam or dry agents. Avoid breathing products of combustion.	<b>Protective Equipment</b>	Wear eye protection and waterproof gloves. When spraying wear a dust mask or suitable respirator.
<b>Storage</b>	Store away from direct sunlight.	<b>Disposal</b>	Do not contaminate storm water with paint or paint washings. Do not pour left over paint down the drain. Empty paint containers should be left open in a well ventilated area to dry out. When dry, recycle the container via recycling programs. Disposal of empty containers via domestic recycling programs may differ between local authorities. Check with your local council first. Alternatively, keep unwanted paint in sealed containers for disposal via special chemical waste collections.
<b>Other</b>	Do not reuse container unless thoroughly decontaminated.		
<b>In the case of emergency, please call 1800 033 111</b>			

Transport And Storage			
<b>Pack A</b>	52G-04912	<b>Shipment Name</b>	Not dangerous goods. No special transport requirements.
<b>Size</b>	<b>Weight</b>		
4L	5.4kg		
1L	1.4kg		
0.5L	0.7kg		
<b>Flash Point</b>	NA	<b>UN Number</b>	NA
<b>Dangerous Goods Class</b>	NA	<b>Package Group</b>	NA

**Disclaimer**

Dulux, Selleys and Other marks followed by ® are registered trademarks. Marks followed by the symbol of ™ are trademarks.

The data provided within the Duspec system is correct at the time of publication, however it is the responsibility of those using this information to check that it is current prior to specifying or using any of these coating/product systems.  
DISCLAIMER: Any advice, recommendation, information, assistance or service provided by any of the divisions of DuluxGroup (Australia) Pty Ltd or its related entities (collectively, DuluxGroup) in relation to goods manufactured by it or their use and application is given in good faith and is believed by DuluxGroup to be appropriate and reliable. However, any advice, recommendation, information, assistance or service provided by DuluxGroup is provided without liability or responsibility PROVIDED THAT the foregoing shall not exclude, limit, restrict or modify the right entitlements and remedies conferred upon any person or the liabilities imposed upon DuluxGroup by any condition or warranty implied by Commonwealth, State or Territory Act or ordinance void or prohibiting such exclusion limitation or modification. Coating/product systems can be expected to perform as indicated on the Duspec Spec Sheet so long as applications and application procedures of the individual products are followed as recommended on the appropriate Product data Sheet. "DuluxGroup" "Dulux" "Selleys" "Berger" "Berger Gold Label" "Hadrian" "Walpamur" "Levene" "Acratex" and Other marks followed by ® are registered trademarks of DuluxGroup (Australia) Pty Ltd ABN 67 000 049 427. Marks followed by the symbol ™ are trademarks.

Please note that this document is only valid for 60 days from the date of issue.

DuluxGroup (Australia) Pty Ltd 1956 Dandenong Road, Clayton, Victoria 3168 AU ABN 67 000 049 427