

Dulux Precision Stain Smoke and Odour Blocker

AU_DD02068

Part A	30SX383A
---------------	----------

Description

Dulux PRECISION Stain, Smoke & Odour Blocker is the professionals choice for a fast drying, superior stain blocker. It blocks a wide range of stubborn water & oil based stains, protects against tannin bleed in timber and seals odours. With excellent adhesion properties, it is suitable as a primer, sealer and undercoat. Suitable for use in interior & spot exterior applications

- Features**
- Shellac Based
 - Fast drying - touch dry 15min, re-coat 45min
 - Stops stains migrating, thereby preventing discolouration of topcoats
 - Primes interior & spot exterior surfaces

- Benefits**
- Seals stains from grease, smoke, tannin, graffiti & water stains
 - Mult surface preparation . Suitable for a wide range of surfaces
 - Seals odours
 - Binds wood fibres to create a smooth, sealed surface with enamel holdout

- Uses**
- Plasterboard
 Bare timber
 Previously painted surfaces
 Timber
 MDF
 Aged enamel
 Masonry
 Cement sheet





Precautions And Limitations

All preparation and painting must conform to AS/NZS 2311:2009 Guide to the painting of buildings. NB: This Standard provides a guide to products and procedures for the painting of buildings for general domestic, commercial and industrial use. The Standard does not include a specific recommendation for the long-term protection of iron or steel exposed directly to the atmosphere or to internal climates likely to have aggressive environments which are dealt with in AS/NZS 2312.

Do not apply if the surface temperature is below 10C or conditions indicate it will fall below 10C during the drying period.
 Do not apply if the surface temperature is above 35C or conditions indicate it will rise above 35C during the application period.
 For stainblocking applications do not tint
 For stainblocking applications do not thin

Performance Guide

Weather	For interior use and ONLY spot exterior priming	Heat Resistance	Suitable for normal interior surface temperatures. The product remains permanently thermoplastic. Temperatures above 80C should be avoided.
Water	Resists intermittent condensation and water splash	Solvent	Sensitive to alcohol, ketone and acetate solvents. Resistant to Hydrocarbon solvents
Abrasion	Only to be used as a primer. May be sanded	Acid	Resistant to intermittent exposure to mild acids
Alkali	Sensitive to even mild alkaline materials		

Typical Properties																											
Gloss Level	Flat	Thinner	Methylated Spirits																								
Colour	White, Tinting not recommended for stainblocking applications.	Components	1																								
Number Of Coats	1 For smooth surfaces.	Toxicity	Lead Free, Dry Film is non-toxic																								
V.O.C. Level	<506g/l	Shelf Life	2 years from date of manufacture																								
Meets GBCA VOC Requirement?	No	Sanding Properties	Sandable when dry - 2 hours																								
Mixing Ratio	N/A	Pot Life	N/A																								
Touch Dry	15 minutes																										
Clean Up	Other: Methylated Spirits																										
Clean Up Description	Clean all brushes with Methylated Spirits after use																										
Application Method	    Air Spray Airless Spray Brush Roller Other: Stir well before use with a flat paddle using an up and down scooping action. Stir regularly during use. Because Precision Stain Smoke and Odour Blocker dries so quickly, cover brushes and rollers, cans and roller trays with an impermeable material (Cling Wrap) when the product is not being used for periods of duration greater than 20 minutes.																										
Application Conditions	<table border="0"> <tr> <td style="text-align: right;">Solids By Volume</td> <td style="text-align: center;">37.8</td> <td></td> <td></td> </tr> <tr> <td></td> <td style="text-align: center;">Min</td> <td style="text-align: center;">Max</td> <td style="text-align: center;">Recommended</td> </tr> <tr> <td style="text-align: right;">Wet Film Per Coat (microns)</td> <td style="text-align: center;">100</td> <td style="text-align: center;">71</td> <td style="text-align: center;">83</td> </tr> <tr> <td style="text-align: right;">Dry Film Per Coat (microns)</td> <td style="text-align: center;">38</td> <td style="text-align: center;">27</td> <td style="text-align: center;">32</td> </tr> <tr> <td style="text-align: right;">Recoat Time (min)</td> <td style="text-align: center;">45 Minutes</td> <td style="text-align: center;">indefinite</td> <td style="text-align: center;">45 Minutes</td> </tr> <tr> <td style="text-align: right;">Theoretical Spread Rate (m²/L)</td> <td style="text-align: center;">10</td> <td style="text-align: center;">14</td> <td style="text-align: center;">12</td> </tr> </table>			Solids By Volume	37.8				Min	Max	Recommended	Wet Film Per Coat (microns)	100	71	83	Dry Film Per Coat (microns)	38	27	32	Recoat Time (min)	45 Minutes	indefinite	45 Minutes	Theoretical Spread Rate (m²/L)	10	14	12
Solids By Volume	37.8																										
	Min	Max	Recommended																								
Wet Film Per Coat (microns)	100	71	83																								
Dry Film Per Coat (microns)	38	27	32																								
Recoat Time (min)	45 Minutes	indefinite	45 Minutes																								
Theoretical Spread Rate (m²/L)	10	14	12																								
Typical Properties Notes	Vehicle: - Shellac Resin Weight Solids: - 60.4% (+/-) 2% Volume Solids: - 37.8% (+/-) 2% Weight per Litre (kg/Litre) : - 1.264 (+/-) 0.2 Viscosity: - Medium viscosity liquid																										

Application Guide	
Surface Preparation	<ul style="list-style-type: none"> All surfaces must be thoroughly dry, clean and free of all loose dirt, surface chalk, grease, mould, mildew, wallpaper paste and wax, loose or flaking paint. New timber surfaces should be sanded smooth and dusted down prior to priming. Fill nail holes, imperfections and cracks with a suitable filler, sand and dust off. Spot prime the filled areas. Avoid exposure to steam and condensation for 48 hours after application. If washing is necessary, use a non-soapy detergent or Selleys Sugar Soap. Rinse well and allow to dry. <p>Peeling or Loose Paint: Scrape off loose paint and sand to a smooth surface. Sanding or removal of paint containing lead is hazardous.</p> <p>Glossy Surfaces: For maximum adhesion, scuff sand the surface thoroughly before priming.</p> <p>Mould or Mildew Covered Surfaces: Wash the area with a mildew remover, rinse with water and allow to dry before priming. Note: Precision Mould and Stain Blocker is recommended for mildew prone areas along with a topcoat designed for such areas.</p> <p>Masonry, Brick, Stucco and Plaster: Precision Stain Smoke and Odour Blocker may be used on clean, dry, aged masonry surfaces that have cured (dried) for at least 28 days</p>
Application Procedure And Equipment	<ul style="list-style-type: none"> Brush , roller, airless, conventional spray. Stir contents thoroughly before and during use. Apply one coat of Precision Stain Smoke and Odour Blocker. For heavily stained surfaces and paper-faced plasterboard where there is different texture between the paper and jointing compound or where extra filling and smoothness is required, apply a second coat. A full, continuous coat is essential to achieve adequate film build and to ensure no 'imperfections' which allow stains to bleed through. <p>Brush/Roller: Apply by brush or roller, full even coats direct from the container. Do not thin if used for stain blocking applications. For other applications, including adhesion priming of difficult surfaces, thin up to 50ml per litre of methylated spirits to ease application.</p> <p>Airless/Conventional Spray: Suitable for application by all standard spray equipment. Only if necessary should the product be thinned with Methylated Spirits to assist spraying when used for stain blocking applications. In such case do not exceed 50ml per litre. For other applications the paint can be thinned with up to 100ml per litre of methylated spirits to aid atomisation.</p> <p>Clean brushes and rollers with methylated spirits prior to and after use.</p>

Health And Safety			
MSDS Number	DLXGHSEN001184 FOR DETAILED INFORMATION REFER TO THE PRODUCT LABEL AND THE CURRENT MATERIAL SAFETY DATA SHEET AVAILABLE THROUGH CUSTOMER SERVICE. AUSTRALIA : 13 25 25 NEW ZEALAND: 0800 800 424	Using Safety Precautions	Wear overalls, safety glasses and impervious gloves. Use with adequate ventilation. If inhalation risk exists wear organic vapour/particulate respirator meeting the requirements of AS/NZS 1715 and AS/NZS 1716. Available information suggests that gloves made from nitrile rubber should be suitable for intermittent contact. However, due to variations in glove construction and local conditions, the user should make a final assessment. Always wash hands before smoking, eating, drinking or using the toilet. Wash contaminated clothing and other protective equipment before storing or re-using.
Health Effects	Inhalation: Material may be an irritant to mucous membranes and respiratory tract. Inhalation of vapour can result in headaches, dizziness and possible nausea. Inhalation of high concentrations can produce central nervous system depression, which can lead to loss of co-ordination, impaired judgement and if exposure is prolonged, unconsciousness. Skin contact: Contact with skin may result in irritation. Will have a degreasing action on the skin. Repeated or prolonged skin contact may lead to irritant contact dermatitis. Ingestion: Swallowing can result in nausea, vomiting and central nervous system depression. If the victim is uncoordinated there is greater likelihood of vomit entering the lungs and causing subsequent complications. Aspiration pneumonia (inflammation of the lung) may result. Eye contact: May be an eye irritant.	Flammability	Flammable liquid. May form flammable vapour mixtures with air. Flameproof equipment necessary in area where this chemical is being used. Nearby equipment must be earthed. Electrical requirements for work area should be assessed according to AS3000. Vapour may travel a considerable distance to source of ignition and flash back. Avoid all ignition sources. All potential sources of ignition (open flames, pilot lights, furnaces, spark producing switches and electrical equipment etc) must be eliminated both in and near the work area. Do NOT smoke
Personal	If poisoning occurs, contact a doctor or Poisons Information Centre (Phone Australia 131 126, New Zealand 0800 764 766). Inhalation: If breathing laboured and patient cyanotic (blue), ensure airways are clear and have a qualified person give oxygen through a facemask. If breathing has stopped apply artificial respiration at once. In the event of cardiac arrest, apply external cardiac massage. Seek immediate medical advice. Skin contact: For gross contamination, immediately drench with water and remove clothing. Continue to flush skin and	Fire Suppression	If material is involved in a fire use alcohol resistant foam, water fog (or if unavailable fine water spray), foam or dry agent (carbon dioxide, dry chemical powder).

	<p>hair with plenty of water and soap. For skin burns, cover with a clean, dry dressing until medical help is available. If blistering occurs, do NOT break blisters. If swelling, redness, blistering, or irritation occurs seek medical assistance.</p> <p>Eye contact: If in eyes wash out immediately with water. In all cases of eye contamination it is a sensible precaution to seek medical advice.</p> <p>Ingestion: Immediately rinse mouth with water. If swallowed, do NOT induce vomiting. Give a glass of water to drink. Never give anything by the mouth to an unconscious patient. If vomiting occurs give further water. Get to a doctor or hospital quickly.</p> <p>PPE for First Aiders: Wear overalls, safety glasses and impervious gloves. Use with adequate ventilation. If inhalation risk exists wear organic vapour/particulate respirator meeting the requirements of AS/NZS 1715 and AS/NZS 1716. Available information suggests that gloves made from nitrile rubber should be suitable for intermittent contact. However, due to variations in glove construction and local conditions, the user should make a final assessment. Always wash hands before smoking, eating, drinking or using the toilet. Wash contaminated clothing and other protective equipment before storing or re-using.</p> <p>Notes to physician: Treat symptomatically.</p>		
Protective Equipment	OVERALLS, SAFETY SHOES, SAFETY GLASSES, GLOVES, RESPIRATOR.	Welding	DO NOT USE IN AREAS WHERE WELDING IS BEING CONDUCTED
Storage	<p>Store in a cool, dry, well-ventilated place and out of direct sunlight. Store away from foodstuffs.</p> <p>Store away from oxidising agents. Store away from sources of heat or ignition. Keep containers closed when not in use - check regularly for leaks.</p> <p>This material is classified as a Dangerous Good Class 3 Flammable Liquid as per the criteria of the Australian Dangerous Goods Code and must be stored in accordance with the relevant regulations.</p> <p>Hazchem Code: *3YE</p> <p>Emergency Response Guide No: 14</p>	Disposal	<p>Unused paint: Do not pour leftover paint down the drain. Unwanted paint should be brushed out on newspaper and allowed to dry, and then disposed of via domestic waste collections.</p> <p>Empty paint containers: Should be left open in a well-ventilated area to dry out. When dry, recycle the container via steel can recycling programs.</p> <p>Disposal of empty paint containers via domestic recycling programs may differ between local authorities. Check with your local council first. DO NOT REUSE CONTAINER.</p>
Handling	Avoid skin and eye contact and inhalation of vapour, mist or aerosols.	Other	For Spills: Clear area of all unprotected personnel. Wear protective equipment to prevent skin and eye contamination. Avoid inhalation of vapours. Wipe up with absorbent (clean rag or paper towels). Collect and seal in properly labelled containers or drums for disposal. Dispose of contents/ container in accordance with local, regional, national and international regulations.

In the case of emergency, please call 1800 033 111

Transport And Storage			
Pack A	Precision Stain Smoke and Odour Blocker - 30SX383A	Shipment Name	PAINT
Size	1 Litre, 4 Litre	Weight	1.26kg, 6.32kg
Flash Point	13C	UN Number	1263
Dangerous Goods Class	3	Package Group	II

Images



Disclaimer

Dulux, Selleys and Other marks followed by ® are registered trademarks. Marks followed by the symbol of ™ are trademarks.

The data provided within the Duspec system is correct at the time of publication, however it is the responsibility of those using this information to check that it is current prior to specifying or using any of these coating/product systems.

DISCLAIMER: Any advice, recommendation, information, assistance or service provided by any of the divisions of DuluxGroup (Australia) Pty Ltd or its related entities (collectively, DuluxGroup) in relation to goods manufactured by it or their use and application is given in good faith and is believed by DuluxGroup to be appropriate and reliable. However, any advice, recommendation, information, assistance or service provided by DuluxGroup is provided without liability or responsibility PROVIDED THAT the foregoing shall not exclude, limit, restrict or modify the right entitlements and remedies conferred upon any person or the liabilities imposed upon DuluxGroup by any condition or warranty implied by Commonwealth, State or Territory Act or ordinance void or prohibiting such exclusion limitation or modification. Coating/product systems can be expected to perform as indicated on the Duspec Spec Sheet so long as applications and application procedures of the individual products are followed as recommended on the appropriate Product data Sheet. "DuluxGroup" "Dulux" "Selleys" "Berger" "Berger Gold Label" "Hadrian" "Walpamur" "Levene" "Acratex" and Other marks followed by ® are registered trademarks of DuluxGroup (Australia) Pty Ltd ABN 67 000 049 427. Marks followed by the symbol ™ are trademarks.

Please note that this document is only valid for 60 days from the date of issue.

DuluxGroup (Australia) Pty Ltd 1956 Dandenong Road, Clayton, Victoria 3168 AU ABN 67 000 049 427