



DATA SHEET

**Toby Aquamax Domestic Satin**

PRODUCT CODE 70172425

Data Sheet No. AUDW1201

APPROVALS

**Description**

Roller applied, water based polyurethane timber finish  
Green Star Compliant. VOC <140 g/L requirement.

**Features**

Polyurethane  
Waterbased  
Roller Applied  
Satin Finish

**Benefits**

Hard Wearing  
Low Odour, Fast Clean Up  
More Productive  
More Natural Look

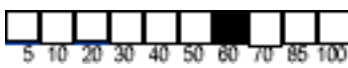

**Uses**

Interior timber and parquetry floors

**Performance Guide**

<b>Weather</b>	Interior Only	<b>Salt</b>	Good
<b>Heat</b>	up to 60 C	<b>Water</b>	Good for splashes and spillages. Not for ponding or immersion
<b>Solvent</b>	Good for weak solutions	<b>Abrasion</b>	Good
<b>Acid</b>	Good for weak solutions	<b>Alkali</b>	Good for weak solutions

**Typical Properties and Application Data**

<b>Gloss Level</b>	45-65% at 60 Degrees	<b>Gloss Level Ind</b>	
<b>Spread Rate</b>	9.0sqm/L	<b>Volume Solids</b>	29.0
<b>Components</b>	1	<b>Toxicity</b>	non-toxic
<b>Number of Coats</b>	2-3	<b>V.O.C Level</b>	< 80g/L
<b>Sanding Properties</b>	Good	<b>Wet film per coat</b>	Recommended 113 µm
<b>Touch Dry</b>	2 hrs	<b>Dry film per coat</b>	Recommended 33 µm
<b>Application Method</b>			



## DATA SHEET

### Toby Aquamax Domestic Satin

Data Sheet No. AUDW1201

#### Application Guide

##### Surface Preparation

All surfaces must be clean, dry and free of wax, grease, dust and other contaminants. The presence of such contaminants contributes to conditions such as 'rejection' or 'delamination'.

Sand the surface with coarse sandpaper initially. All nail-holes and cracks should be filled with putty, then fine sand the floor, finishing with 100-grit sand paper, then with a 150-mesh screenback. Vacuum thoroughly with a commercial grade vacuum cleaner.

It is prudent to measure the moisture level of a floor prior to coating to ensure the timber has stabilised.

##### Notes

RECOATING - As is the case for new floors, the surface must be free of dust, wax, grease and other contaminants. If in doubt check adhesion on a test patch. Wash the floor with a pH neutral cleaner as per manufacturer's instructions. Sand with a 100-grit screen. Vacuum thoroughly and tack clean with damp towels. Apply one coat of Toby Aquamax Domestic Timber Floor Finish as per above procedure.

##### SLIP RESISTANT FINISH

A slip resistant finish can be achieved by applying the following system:

- 1 coat Toby Aquamax Roller Seal
- 1 coat Toby Aquamax Domestic Satin, with 5% Intergrain UltraGrip added
- 1 coat Toby Aquamax Domestic Satin

NOTE: UltraGrip will cause a reduction in sheen level of the coating.

Do not sand between coats once the UltraGrip containing coating has been applied.

Decant Aquamax Domestic into another clean container before adding the UltraGrip. While stirring, add UltraGrip slowly to avoid generating dust. Stir in UltraGrip thoroughly with a flat blade stirrer or drill mixer. Stir regularly during use.

#### Health and Safety

MSDS Number 20172

In the case of emergency please call 1800 033 111

#### Precautions and Limitations

#### Transport and Storage

Pack A 70172425

Sizes 10L

Weight 12Kg

Dangerous Goods Class nonflam


Shipment Name Waterbased

Flash point NA

UN Number NA

Package Group NA

Data Sheet	Toby Aquamax Domestic Satin		
DuSpec Data Code	AUDW1201	Page No	2 of 3
Issue No	11.0	Date Issued	14/12/2011



## DATA SHEET

# Toby Aquamax Domestic Satin

Data Sheet No. AUDW1201

### Disclaimer

Dulux and Other marks followed by ® are registered trademarks. Marks followed by the symbol of ™ are trademarks.

The data provided within the Duspec system is correct at the time of publication, however it is the responsibility of those using this information to check that it is current prior to specifying or using any of these coating systems.

DISCLAIMER: Any advice, recommendation, information, assistance or service provided by any of the divisions of DuluxGroup (Australia) Pty Ltd or its related entities (collectively, DuluxGroup) in relation to goods manufactured by it or their use and application is given in good faith and is believed by DuluxGroup to be appropriate and reliable. However, any advice, recommendation, information, assistance or service provided by DuluxGroup is provided without liability or responsibility PROVIDED THAT the foregoing shall not exclude, limit, restrict or modify the right entitlements and remedies conferred upon any person or the liabilities imposed upon DuluxGroup by any condition or warranty implied by Commonwealth, State or Territory Act or ordinance void or prohibiting such exclusion limitation or modification. Coating systems can be expected to perform as indicated on the Duspec Spec Sheet so long as applications and application procedures of the individual products are followed as recommended on the appropriate Product data Sheet. "DuluxGroup" "Dulux" "Berger" "Berger Gold Label" "Hadrian" "Walpamur" "Levene" "Acratex" and Other marks followed by ® are registered trademarks of DuluxGroup (Australia) Pty Ltd ABN 67 000 049 427. Marks followed by the symbol ™ are trademarks.

Please note that this document is only valid for 60 days from the date of issue.

DuluxGroup (Australia) Pty Ltd 1956 Dandenong Road, Clayton, Victoria 3168 AU ABN 67 000 049 427

Data Sheet	Toby Aquamax Domestic Satin		
DuSpec Data Code	AUDW1201	Page No	3 of 3
Issue No	11.0	Date Issued	14/12/2011