

Dulux Professional Polyurethane Matt

AUDD0148

Part A	394-84184
---------------	-----------

Description

DULUX PROFESSIONAL Polyurethane Quick Dry Matt is an interior quick drying tough polyurethane clear which dries to a hard uniform flat finish. Excellent mar resistance properties.

Features

- Attractive flat finish
- Quick drying
- Mar resistant
- One pack

Benefits

- Highlights the natural timber look, an attractive subtle matt finish.
- Polyurethanes dry faster than varnishes. Saves time between coats.
- Tougher & longer wearing than a varnish or French polish.
- No messy mixing two cans, no limited pot life. Saves time & no wastage

Uses





DULUX PROFESSIONAL Polyurethane Quick Dry Matt is an attractive, mar resistant, flat finish on furniture, doors, skirtings, handrails, timber panelling and cork tiles. It is not recommended for floors.

Precautions And Limitations

All preparation and painting must conform to AS2311: The Painting of Buildings.
Do not apply if the surface temperature is below 10C or conditions indicate it will fall below 10C during the drying period.
If the temperature falls towards 10C or if the humidity is high, ensure air circulation is adequate by opening a window and using a fan.
Not suitable for use on floors.

Performance Guide

Weather	For interior use only, not recommended for exterior use.	Salt	Good resistance to salt splash
Heat Resistance	Up to 120C. Premature yellowing and embrittlement if film subjected to continuous heat.	Water	Good resistance to water splash.
Solvent	Resists alcohol and hydrocarbons. Film is liable to attack from other strong solvents.	Abrasion	Moderate resistance to abrasion.
Acid	Suitable for dilute splash	Alkali	Suitable for dilute splash

Typical Properties																											
Gloss Level	5-15 at 60 degrees	Thinner	Mineral Turpentine																								
Colour	Clear when dry, but appears milky in the can.	Components	1																								
Number Of Coats	3	Toxicity	Lead free. Dry film is non-toxic and conforms to AS1647, Part 3.																								
V.O.C. Level	< 450g/L untinted	Touch Dry	2 Hours																								
Clean Up	 Thinner																										
Clean Up Description	Clean all equipment with mineral turpentine.																										
Application Method	   Airless Spray Brush Roller																										
Application Conditions	<table border="0" style="width: 100%;"> <tr> <td style="text-align: center;">Solids By Volume</td> <td style="text-align: center;">43</td> <td></td> <td></td> </tr> <tr> <td></td> <td style="text-align: center;">Min</td> <td style="text-align: center;">Max</td> <td style="text-align: center;">Recommended</td> </tr> <tr> <td>Wet Film Per Coat (microns)</td> <td style="text-align: center;">62</td> <td style="text-align: center;">62</td> <td style="text-align: center;">62</td> </tr> <tr> <td>Dry Film Per Coat (microns)</td> <td style="text-align: center;">27</td> <td style="text-align: center;">27</td> <td style="text-align: center;">27</td> </tr> <tr> <td>Recoat Time (min)</td> <td style="text-align: center;">6 Hours</td> <td style="text-align: center;">Indefinite</td> <td></td> </tr> <tr> <td>Theoretical Spread Rate (m²/L)</td> <td style="text-align: center;">16</td> <td style="text-align: center;">16</td> <td style="text-align: center;">16</td> </tr> </table>			Solids By Volume	43				Min	Max	Recommended	Wet Film Per Coat (microns)	62	62	62	Dry Film Per Coat (microns)	27	27	27	Recoat Time (min)	6 Hours	Indefinite		Theoretical Spread Rate (m²/L)	16	16	16
Solids By Volume	43																										
	Min	Max	Recommended																								
Wet Film Per Coat (microns)	62	62	62																								
Dry Film Per Coat (microns)	27	27	27																								
Recoat Time (min)	6 Hours	Indefinite																									
Theoretical Spread Rate (m²/L)	16	16	16																								

Application Guide	
Surface Preparation	<ul style="list-style-type: none"> Surfaces must be clean, dry and completely free from wax, floor polishes, etc. Surfaces previously painted with clear must be thoroughly sanded in direction of the grain to remove all traces of gloss. Fill all nail holes and cracks and sandpaper smooth in the direction of the grain, dust off with a soft clean cloth. For a superfine finish, fill open grained timber with a suitable filler. Stain bare timber surfaces if required with an interior stain. For best results, seal timber grain with one coat of DULUX PROFESSIONAL Precoat Sanding Sealer before finishing coats.
Application Procedure And Equipment	<ul style="list-style-type: none"> Brush, roller, conventional or airless spray. Stir thoroughly with a broad flat stirrer, using an upward lifting action. Brush/Roller: For a fine finish apply by brush or spray. Airless/Conventional Spray: Suitable for application by all standard spray equipment. If necessary thin with spraying thinner with up to 30 ml per litre for airless and 100 ml per litre for conventional spray.

Health And Safety			
MSDS Number	36612, 0	Health Effects	For detailed information refer to the product label and the current Material Safety Data Sheet available through Customer Service. Health Effects: Splashes to the eye will cause eye irritation. When spraying, inhalation of mists and vapours may produce respiratory irritation and headaches. For detailed information refer to the product label and the current Material Safety Data Sheet available through Customer Service. Health Effects: Splashes to the eye will cause eye irritation. When spraying, inhalation of mists and vapours may produce respiratory irritation and headaches.
Flammability	Flammability: This product is flammable.	Protective Equipment	Personal Protective Equipment: Wear eye protection and when spraying or applying to broadwall areas wear a respirator with a combined vapour/particulate cartridge.
Storage	Store and use away from sources of heat and ignition.		
In the case of emergency, please call 1800 033 111			

Transport And Storage			
Pack A	394-84184	Shipment Name	PAINTS, flammable liquid, high flash point
Size 4 Litre	Weight 4.3 Kg		
Flash Point	>23C	UN Number	1263
Dangerous Goods Class	3	Package Group	III

Disclaimer

Dulux, Selleys and Other marks followed by ® are registered trademarks. Marks followed by the symbol of ™ are trademarks.

The data provided within the Duspec system is correct at the time of publication, however it is the responsibility of those using this information to check that it is current prior to specifying or using any of these coating/product systems.
 DISCLAIMER: Any advice, recommendation, information, assistance or service provided by any of the divisions of DuluxGroup (Australia) Pty Ltd or its related entities (collectively, DuluxGroup) in relation to goods manufactured by it or their use and application is given in good faith and is believed by DuluxGroup to be appropriate and reliable. However, any advice, recommendation, information, assistance or service provided by DuluxGroup is provided without liability or responsibility PROVIDED THAT the foregoing shall not exclude, limit, restrict or modify the right entitlements and remedies conferred upon any person or the liabilities imposed upon DuluxGroup by any condition or warranty implied by Commonwealth, State or Territory Act or ordinance void or prohibiting such exclusion limitation or modification. Coating/product systems can be expected to perform as indicated on the Duspec Spec Sheet so long as applications and application procedures of the individual products are followed as recommended on the appropriate Product data Sheet. "DuluxGroup" "Dulux" "Selleys" "Berger" "Berger Gold Label" "Hadrian" "Walpamur" "Levene" "Acratex" and Other marks followed by ® are registered trademarks of DuluxGroup (Australia) Pty Ltd ABN 67 000 049 427. Marks followed by the symbol ™ are trademarks.

Please note that this document is only valid for 60 days from the date of issue.

DuluxGroup (Australia) Pty Ltd 1956 Dandenong Road, Clayton, Victoria 3168 AU ABN 67 000 049 427