

## Dulux Weathershield Gloss

AUDD0054

<b>Part A</b>	603 LINE
<b>Approvals</b>	APAS 0280/1 (Vivid White, Deep & Ultra Deep Base only)

### Description

DULUX WEATHERSHIELD® Gloss is a 100% acrylic self priming paint for exterior use. Its unique MaxiFlex™ Stretch Technology gives a tough, flexible finish for long life protection from the extremes of weather. Dulux guarantees that this product will not blister, flake or peel for 15 years provided it is applied according to an approved written Dulux DuSpec Specification.

### Features

- Self priming on most surfaces (Chromamax bases are not self priming)
- Water based
- 100% acrylic paint with MaxiFlex
- Dulux Weathershield Guarantee
- Versatility
- Tannin resistant

### Benefits

- Apply direct onto most bare surfaces
- 2 hour recoat and easy clean up
- Excellent durability - expands & contracts with climate changes
- Long lasting, guaranteed performance
- Recommended for all exterior surfaces eliminating a variety of products
- No primer required to prevent staining on bare timber

### Uses





DULUX WEATHERSHIELD® Gloss Acrylic provides a long lasting exterior gloss finish on masonry, bricks, concrete, render, fibro cement, exterior timber, Zinalume®, galvanised iron and correctly primed steel and wrought iron. Dulux guarantees that Weathershield will not blister, flake or peel for 15 years provided it is applied according to an approved written Dulux DuSpec Specification. This guarantee does not cover paint failure caused by any breakdown of coatings applied previously. If Dulux Weathershield does not perform as specified above, Dulux will provide free of charge paint to rectify the affected areas.

### Precautions And Limitations

All preparation and painting must conform to AS2311: The Painting of Buildings. Do not apply at air or surface temperatures below 10°C or when temperatures may fall below 10°C during the drying period. In summer paint on the shady side of the building. If conditions are hot and windy, cool the surface by hosing with water and paint the cool damp surface. Do not apply to roofs or surfaces used for the collection of drinking water. In normal conditions, 7 days curing is required to develop full hardness and resistance properties. Occasionally when dew or condensation forms on dried film, a slight milky deposit will be observed on the film. This is quite normal and does not impair the performance - simply hose or wipe it off with a damp rag. Where possible avoid dark colours on lightweight or panelised building systems as these will give rise to much higher surface temperature that may cause additional thermal stress and cooling demand to the building envelope and/or require extra engineering considerations. Always refer to the substrate manufacturer's LRV recommendation.

### Performance Guide

<b>Weather</b>	Excellent resistance to weathering, with very low level of chalking, colour change and dirt pick up.	<b>Salt</b>	For galvanised iron within 1 km of the sea (or other salty areas), prime with Dulux All Metal Primer
<b>Heat Resistance</b>	Softens at temperatures above 70°C.	<b>Water</b>	Resists prolonged rain and condensation.
<b>Solvent</b>	Sensitive to aromatic hydrocarbons, alcohols and ketones.	<b>Abrasion</b>	Good resistance to abrasion.
<b>Acid</b>	NA	<b>Alkali</b>	NA

Typical Properties																											
<b>Gloss Level</b>	65-85 at 60 degrees.	<b>Thinner</b>	Water																								
<b>Colour</b>	A full range of colours from an extensive range of white and coloured bases.																										
<b>Dulux Colour Base</b>	BLACK, BLUE, BOLD YELLOW, BRUNSWICK GREEN, DEEP, EXTRA BRIGHT, INDIAN RED, MISSION BROWN, ORANGE, SLATE, TERRACOTTA, TRUE RED, ULTRA DEEP, VIVID WHITE																										
<b>Components</b>	1	<b>Number Of Coats</b>	2 or 3*																								
<b>Toxicity</b>	Lead free. Dry film is non-toxic.	<b>V.O.C. Level</b>	<75 g/L untinted																								
<b>Touch Dry</b>	20 Minutes																										
<b>Clean Up</b>	 Water																										
<b>Clean Up Description</b>	Clean all equipment with water																										
<b>Application Method</b>	    Air Spray    Airless Spray    Brush    Roller																										
<b>Application Conditions</b>	<table border="0" style="width: 100%;"> <tr> <td style="text-align: right;"><b>Solids By Volume</b></td> <td style="text-align: center;">41</td> <td></td> <td></td> </tr> <tr> <td></td> <td style="text-align: center;"><b>Min</b></td> <td style="text-align: center;"><b>Max</b></td> <td style="text-align: center;"><b>Recommended</b></td> </tr> <tr> <td style="text-align: right;"><b>Wet Film Per Coat (microns)</b></td> <td style="text-align: center;">61</td> <td style="text-align: center;">61</td> <td style="text-align: center;">61</td> </tr> <tr> <td style="text-align: right;"><b>Dry Film Per Coat (microns)</b></td> <td style="text-align: center;">25</td> <td style="text-align: center;">25</td> <td style="text-align: center;">25</td> </tr> <tr> <td style="text-align: right;"><b>Recoat Time (min)</b></td> <td style="text-align: center;">2 Hours</td> <td style="text-align: center;">Indefinite</td> <td></td> </tr> <tr> <td style="text-align: right;"><b>Theoretical Spread Rate (m<sup>2</sup>/L)</b></td> <td style="text-align: center;">16.4</td> <td style="text-align: center;">16.4</td> <td style="text-align: center;">16</td> </tr> </table>			<b>Solids By Volume</b>	41				<b>Min</b>	<b>Max</b>	<b>Recommended</b>	<b>Wet Film Per Coat (microns)</b>	61	61	61	<b>Dry Film Per Coat (microns)</b>	25	25	25	<b>Recoat Time (min)</b>	2 Hours	Indefinite		<b>Theoretical Spread Rate (m<sup>2</sup>/L)</b>	16.4	16.4	16
<b>Solids By Volume</b>	41																										
	<b>Min</b>	<b>Max</b>	<b>Recommended</b>																								
<b>Wet Film Per Coat (microns)</b>	61	61	61																								
<b>Dry Film Per Coat (microns)</b>	25	25	25																								
<b>Recoat Time (min)</b>	2 Hours	Indefinite																									
<b>Theoretical Spread Rate (m<sup>2</sup>/L)</b>	16.4	16.4	16																								

Application Guide	
<b>Surface Preparation</b>	<ul style="list-style-type: none"> <li>All surfaces must be thoroughly cleaned and free of all dirt, dust, grease, loose or flaking paint. Metal surfaces should be free of rust, salts &amp; any signs of corrosion. Efflorescence or mould on masonry or concrete surfaces must be treated. Occasionally an apparently sound old paint will lose adhesion when recoated, particularly if the new paint is darker in colour. To avoid this, check the adhesion of the old paint by cutting an 'X' through a clean area of the film with a sharp knife, press cellulose tape firmly across the cut and rip it off. If the old paint comes off with the tape it should be removed before repainting.</li> </ul>
<b>Application Procedure And Equipment</b>	<ul style="list-style-type: none"> <li>*Some colours may require more than the recommended number of coats to achieve full opacity</li> <li>Brush, roller, conventional and airless spray.</li> <li>Stir contents thoroughly before and during use with a broad flat stirrer, using an upward lifting action.</li> </ul> <p>Brush/Roller: Soak brush and roller in water before starting and use while still slightly damp.                      *Over bare timber, apply 3 coats of Weathershield.                      On bare galvanised iron within 1km of the sea, apply one coat of Dulux All Metal Primer followed by 2 topcoats of Weathershield.                      On bare steel apply one coat of Dulux All Metal Primer followed by 2 topcoats of Weathershield.                      On all other surfaces, including brick, masonry and prepainted surfaces, 2 coats only are required.                      For Weathershield Chromamax Pigment bases (True Red, Bold Yellow, Blue, Orange and Extra Bright), to ensure excellent durability it is essential to apply a first coat of Dulux Professional Acrylic Primer prior to the application of two topcoats of Weathershield. However, if the surface is previously painted in a pale colour and is in sound condition no primer is required.                      Professional Painters refer to Duspec Specification Sheets to qualify for guarantee. Under hot or windy conditions, up to 100ml DULUX Hot Weather Thinner may be added per litre to assist application. Use a short nap roller. Avoid excessive brushing or rolling back into paint which has been drying some minutes.                      Airless or Conventional Spray: Suitable for application by all standard spray equipment. If necessary thin with up to 100ml/litre of water to aid atomisation.</p>

Health And Safety			
<b>MSDS Number</b>	1071, 0	<b>Health Effects</b>	For detailed information refer to the product label and the current Material Safety Data Sheet available through Customer Service. Health Effects: Splashes to the eye may cause eye irritation. When spraying, inhalation of mists may produce respiratory irritation. For detailed information refer to the product label and the current Material Safety Data Sheet available through Customer Service. Health Effects: Splashes to the eye may cause eye irritation. When spraying, inhalation of mists may produce respiratory irritation.
<b>Protective Equipment</b>	Wear eye protection and when spraying wear a dust mask.		
<b>In the case of emergency, please call 1800 033 111</b>			

Transport And Storage			
<b>Pack A</b>	603 LINE	<b>Shipment Name</b>	Not dangerous goods.; No special transport requirements.
<b>Size</b>	1 Litre 4 Litre 10 Litre 15 Litre	<b>Weight</b>	1.4 Kg 5.6 Kg 13.8 Kg 20.0 Kg
<b>Flash Point</b>	NA	<b>UN Number</b>	NA
<b>Dangerous Goods Class</b>	NA	<b>Package Group</b>	NA

**Disclaimer**

Dulux, Selleys and Other marks followed by ® are registered trademarks. Marks followed by the symbol of ™ are trademarks.

The data provided within the Duspec system is correct at the time of publication, however it is the responsibility of those using this information to check that it is current prior to specifying or using any of these coating/product systems.

DISCLAIMER: Any advice, recommendation, information, assistance or service provided by any of the divisions of DuluxGroup (Australia) Pty Ltd or its related entities (collectively, DuluxGroup) in relation to goods manufactured by it or their use and application is given in good faith and is believed by DuluxGroup to be appropriate and reliable. However, any advice, recommendation, information, assistance or service provided by DuluxGroup is provided without liability or responsibility PROVIDED THAT the foregoing shall not exclude, limit, restrict or modify the right entitlements and remedies conferred upon any person or the liabilities imposed upon DuluxGroup by any condition or warranty implied by Commonwealth, State or Territory Act or ordinance void or prohibiting such exclusion limitation or modification. Coating/product systems can be expected to perform as indicated on the Duspec Spec Sheet so long as applications and application procedures of the individual products are followed as recommended on the appropriate Product data Sheet. "DuluxGroup" "Dulux" "Selleys" "Berger" "Berger Gold Label" "Hadrian" "Walpamur" "Levene" "Acratex" and Other marks followed by ® are registered trademarks of DuluxGroup (Australia) Pty Ltd ABN 67 000 049 427. Marks followed by the symbol ™ are trademarks.

Please note that this document is only valid for 60 days from the date of issue.

DuluxGroup (Australia) Pty Ltd 1956 Dandenong Road, Clayton, Victoria 3168 AU ABN 67 000 049 427